

Pandemics Prevention, Preparedness, and Response

Global Youth Security Council
InterAction Council 39th Annual Plenary Meeting
6-8 May 2025, Dublin Ireland
Presented by Talita Honorato-Rzeszewicz



The next pandemic likelihood:

1year: 2-3%

10 years: 22-28%

25 years: 47-57%

Source: Center for Global Development

What's Next? Predicting The Frequency and Scale of Future Pandemics | Center For Global Development

Prevention, Preparedness, and Response

What do we need?

- Surveillance
- R&D
- Resilient Health Systems
- International Agreement


Cost: \$1bi/year

Cost of COVID-19 pandemic \$14tri

Source: How to prevent the next pandemic. By Bill Gates. New York: Allen Lane. 2022. 304pp. ISBN 978 0 24157 960 2

2021 GHS Index: 38.9/100

- Prevention: 28.4
- Detection: 32.3
- Response: 37.6
- Health Systems: 31.5
- Norms: 47.8
- Risk: 55.8



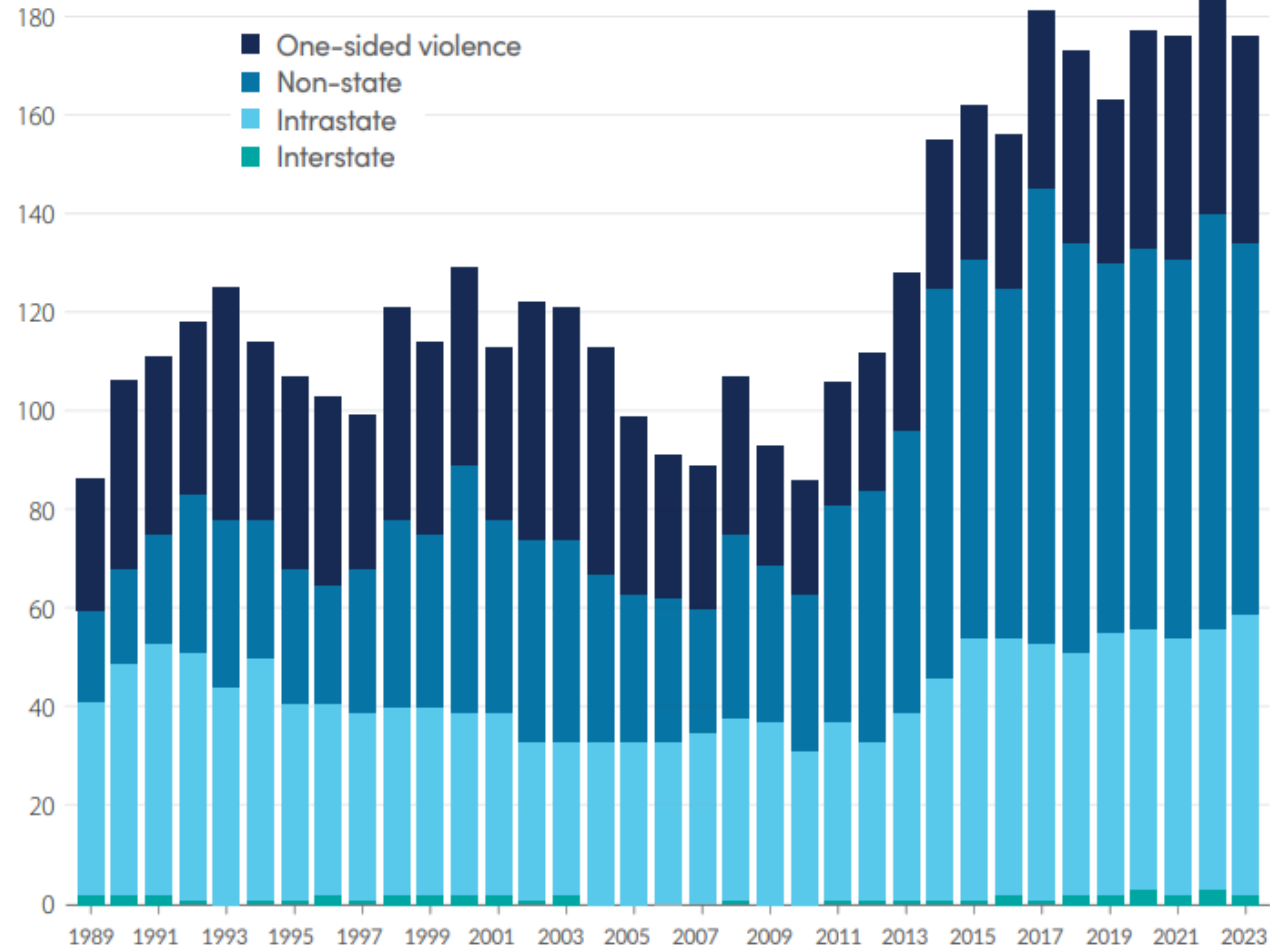
Source: Jessica A. Bell and Jennifer B. Nuzzo, Global Health Security Index: Advancing Collective Action and Accountability Amid Global Crisis, 2021. Available: www.GHSIndex.org

Stakeholder: Governments

Barriers

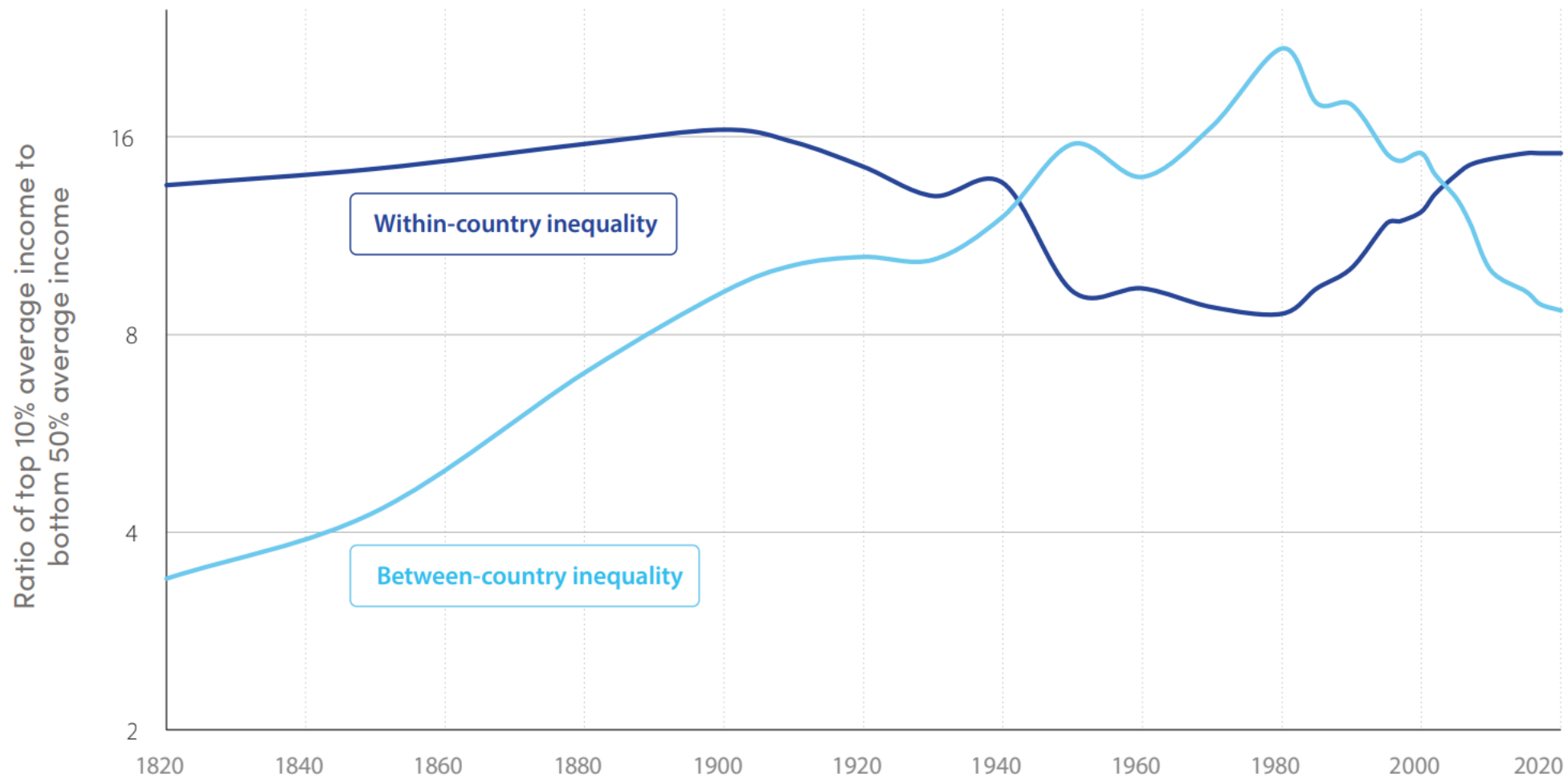
1. Public health lifecycle versus Political lifecycle
2. Policy impact evidence
3. Electoral appeal
4. Context

Figure 11. Number of armed conflicts worldwide 1989–2023



Source: Uppsala Conflict Data Program, Our World in Data, 2024 <https://ourworldindata.org/grapher/number-of-armed-conflicts>

Figure 10. Global income inequality: between-country vs within-country inequality



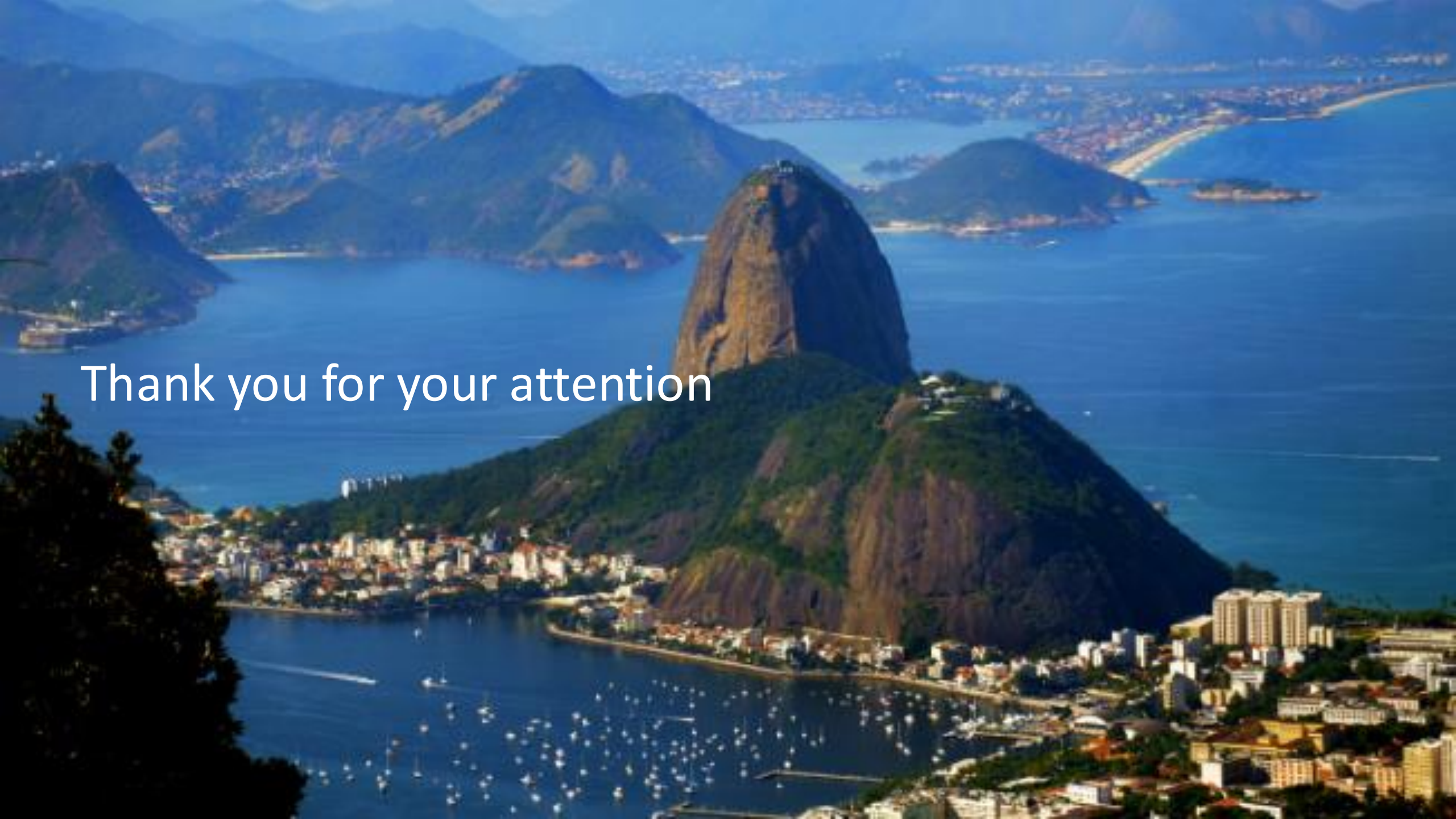
Source: World Inequality Lab; Chancel L and Piketty T, 2021. <https://wir2022.wid.world>

Goal:

80% of nations

with minimum 80/100 GHS

by 2050

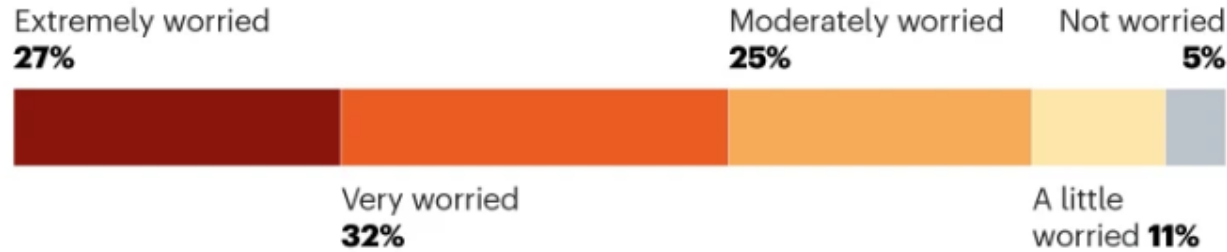
An aerial photograph of Rio de Janeiro, Brazil, showing the iconic Sugarloaf Mountain (Pão de Açúcar) in the center. The mountain is a large, rounded, brown rock formation with some greenery at its base. Below the mountain, a dense urban area with various buildings is visible. To the left, a bay filled with numerous white sailboats is seen. In the background, more mountains and a long, curved beach along the coast are visible under a clear blue sky. The text "Thank you for your attention" is overlaid in white on the left side of the image.

Thank you for your attention

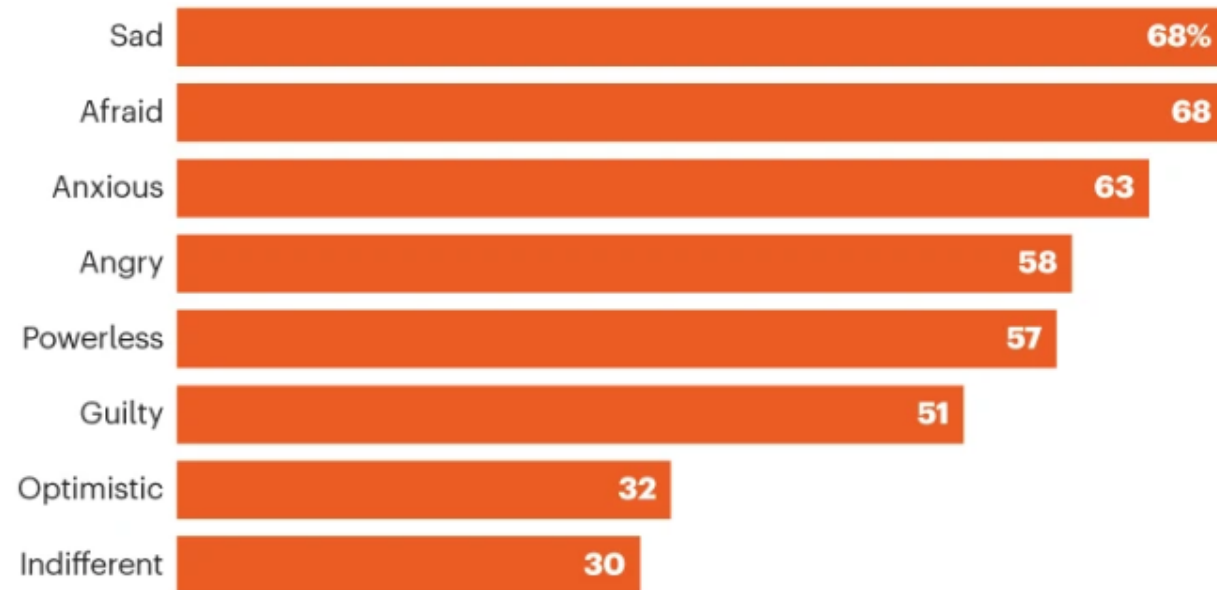
CLIMATE ANXIETY

A survey of 10,000 young people shows that negative feelings about climate change can cause psychological distress.

How worried are you about climate change?



Climate change makes me feel...



Catastrophic pessimism-
too late to do anything
50% believe we are doomed

Source: Thompson, T. "Young people's climate anxiety revealed in landmark survey." *Nature Portfolio*. 2021. <https://www.nature.com/articles/d41586-021-02582-8>.

Health Coverage Around the World

Who is covered, and how?



Universal coverage with single-payer system

Everyone is covered by a national health-care plan that is fully funded by the government, the "single payer."



Universal coverage with multi-payer system

Everyone is covered under a national health system that has competing insurers, with private options available for those who can afford them.




Multi-payer system with no universal coverage

Not everyone has coverage. Those who do have insurance are covered either through specialized government programs or private insurers.



No national health-care infrastructure (fully out of pocket)

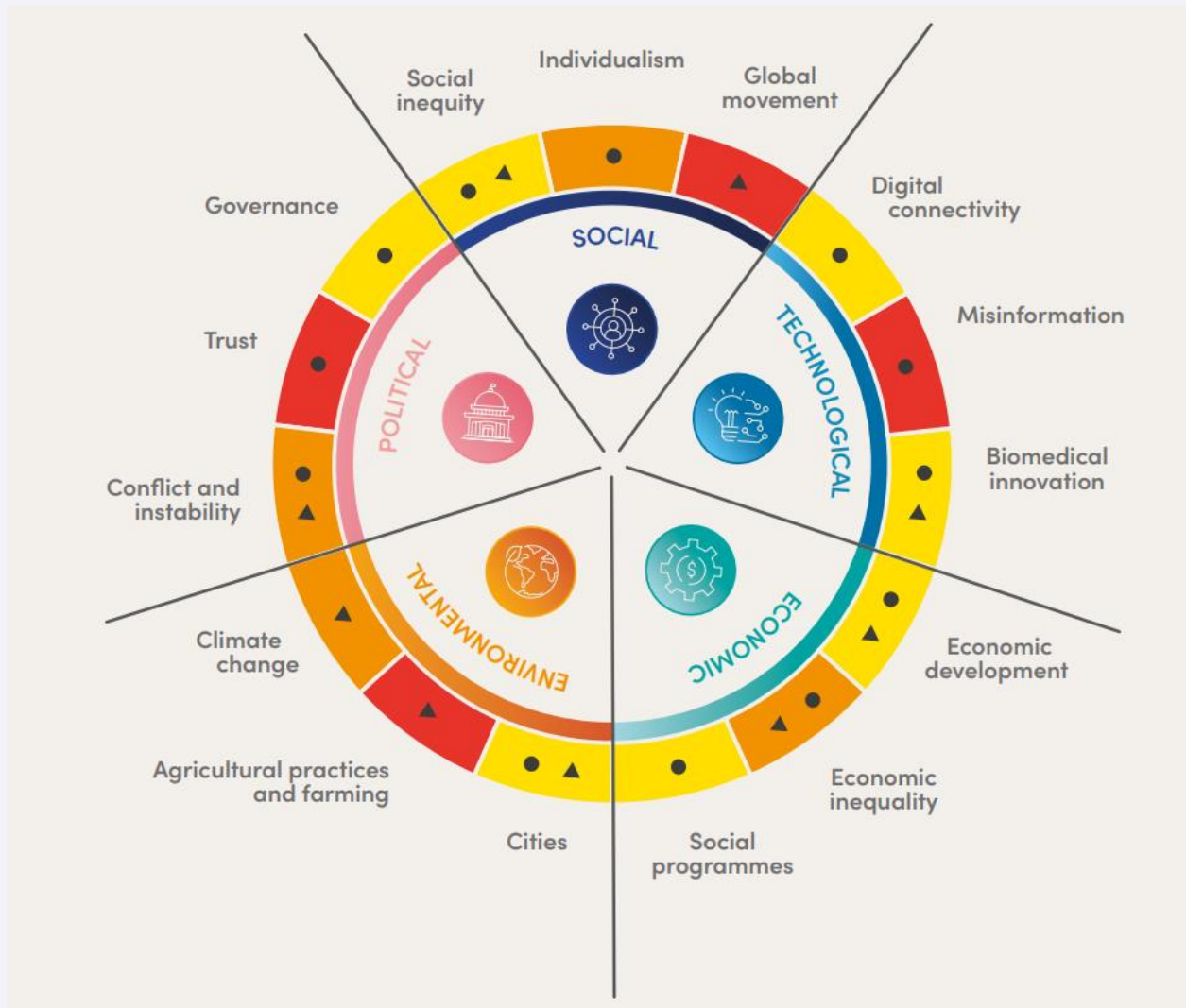
No government options exist to offer people coverage. Individual care providers and aid organizations offer specific health services, but access is limited.



World101

There are four models for health systems operating across the globe.

Image: Council on Foreign Relations



Drives of Global Pandemic and Epidemic Risk

Source: Global Preparedness Monitoring Board

The Changing Face of Pandemic Risk: 2024 GPMB Pandemic Risk Report. Global Preparedness Monitoring Board, Geneva: World Health Organization; 2024.
Licence: CC BY-NC-SA 3.0 IGO.

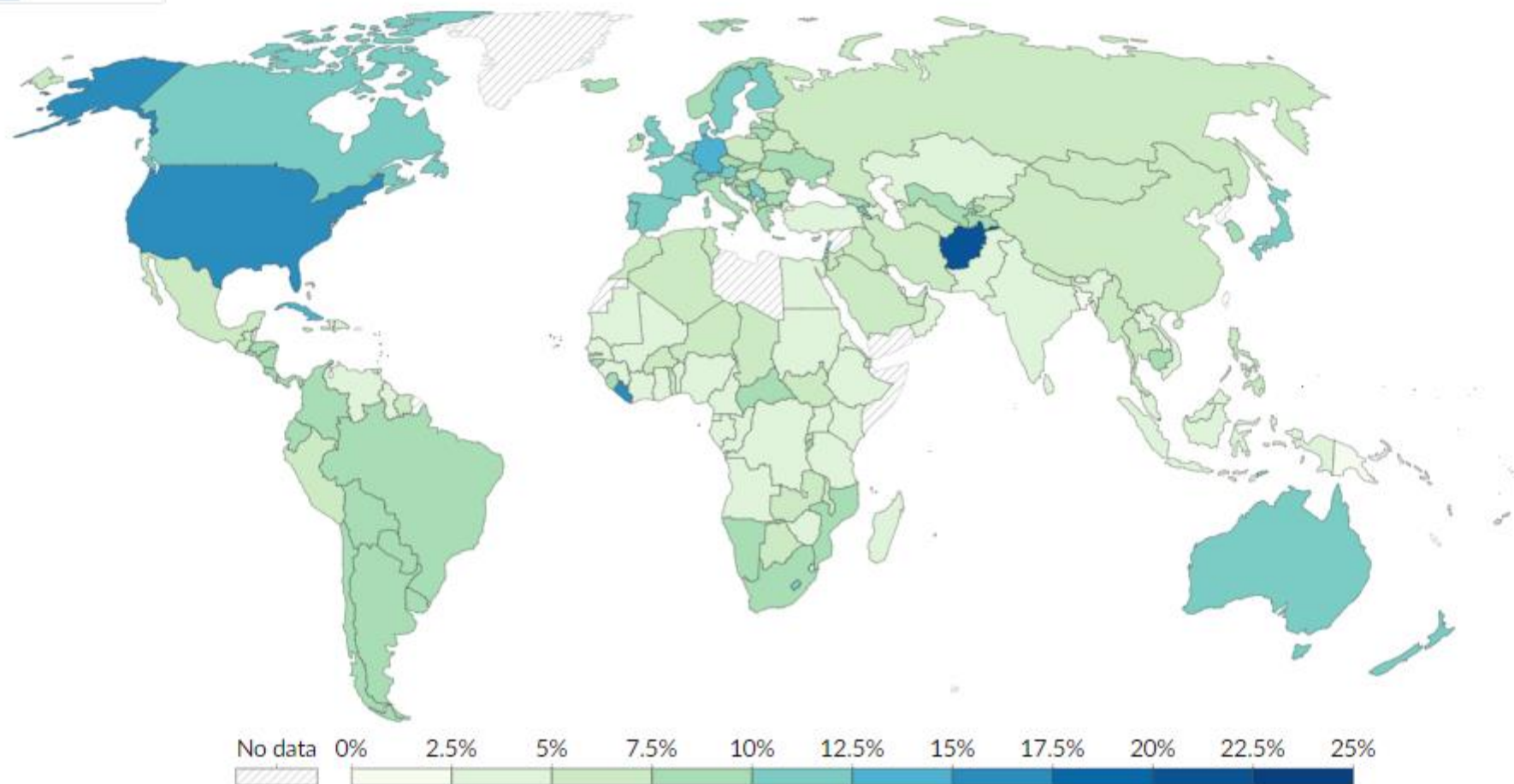
Total healthcare expenditure as a share of GDP, 2021

Total healthcare expenditure as the share of national gross domestic product (GDP).

Our World
in Data

Table Map Chart

World



Play time-lapse

2000

2021

Data source: World Health Organization - Global Health Observatory (2024) - [Learn more about this data](#)

OurWorldInData.org/financing-healthcare | CC BY

Download

Share

Enter full-screen